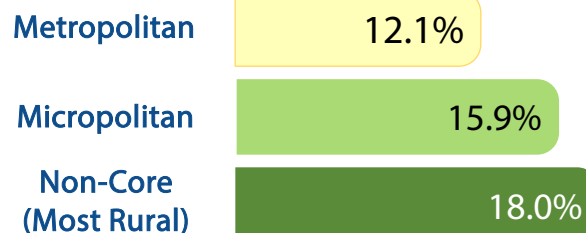


In More Rural Places and Disparities Widen

Percentage Reporting Disabilities



3,194,000 people with disabilities live in the most rural places, where the percentage reporting disabilities is highest (18.0%).

Poverty

1 in 4 people with disabilities in the most **rural** places experience poverty



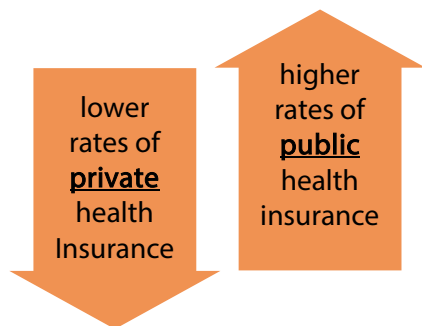
... compared to ...

1 in 5 people with disabilities in the most **urban** places experience poverty



Health Insurance

In more rural places, people with disabilities report ...



... compared to people with disabilities in other areas

Defining Places

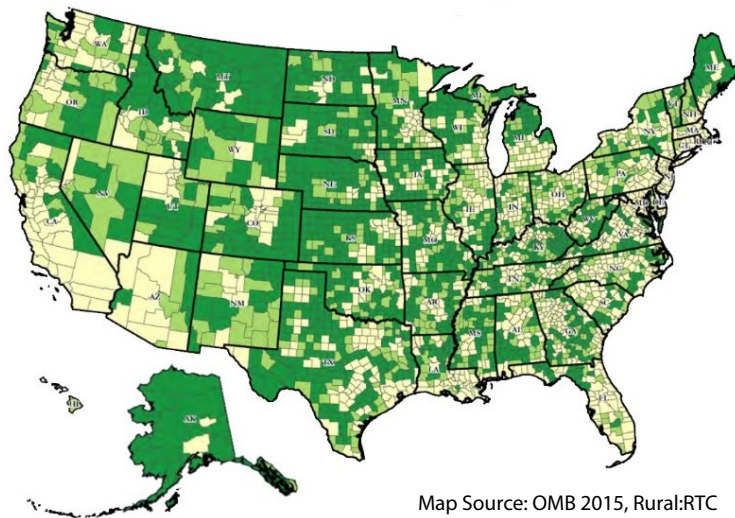
Urban Counties:

Metropolitan: counties with urban core of 50,000+ people

Rural Counties:

Micropolitan: counties an urban core of 10,000-50,000 people

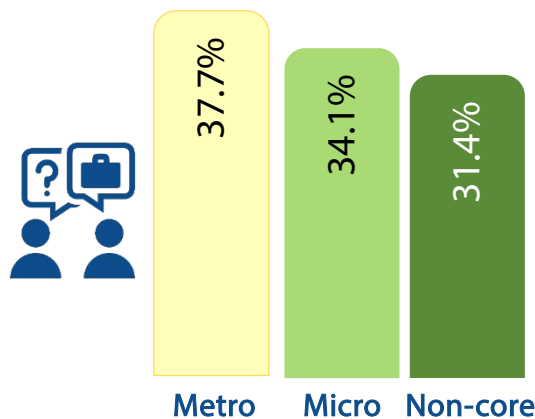
Non-Core: counties with no urban core (< 10,000 people)



Map Source: OMB 2015, Rural:RTC

Employment

People with Disabilities, Ages 18-64



Data Source: 2015-2019 American Community Survey - civilian, noninstitutional population.

RTC:Rural

Research & Training Center
on Disability in Rural Communities

rtc.ruralinstitute.umt.edu



Disability Statistics & Demographics
Rehabilitation Research & Training Center

DisabilityCompendium.org